

# VENDOR SELECTION MATRIX™ OBSERVABILITY AND AIOPS SOLUTIONS

The Top Global Vendors 2023

May 2023

ABRIDGED VERSION WITHOUT FULL SCORECARDS AND SCORES

© 2023, Research In Action GmbH Reproduction Prohibited

BUY THE FULL  
REPORT NOW



**RESEARCH IN ACTION**  
independent research & consulting

# FOREWORD

Every year, Research In Action surveys 10,000+ enterprise IT and business decision makers in order to gain insights on strategy, investments and ongoing challenges of technology innovation in the IT and Marketing Automation realm. These surveys give us access to a wealth of direct and unfiltered feedback from the buyers. It also helps us to understand how buying decisions are made in today's business environment. The Vendor Selection Matrix™ is a primarily survey-based methodology for vendor evaluation, where 63% of the evaluation is based on a survey of enterprise IT or business decision makers and 37% on the analyst's judgement. The analyst's input is fed by a combination of intensive interviews with software or services vendors and their clients, plus their informed, independent point-of-view as an analyst. All of this combines to make Research in Action **Vendor Selection Matrix™ reports so unique**. This approach is one of the key differentiators of Research In Action in market research. For this report, we interviewed 1,500 enterprise IT and business managers with budget responsibility in enterprises globally. We selected those vendors which achieved the best evaluations scores from the buyers but disregarded those with fewer than 15 evaluations.

As more organizations have embraced digital transformation and the complexity of IT environments has grown, there has been a corresponding increase in the adoption of Observability and AIOps solutions to help manage these increasingly complex systems. While there is still no unified market and vendors are adding, acquiring, changing, and morphing their current strategy, go-to-market and vision, Observability and AIOps solutions have become more tightly integrated. The goals for IT organizations should be to identify, understand, and resolve issues across their entire technology ecosystem and the combined solutions of Observability and AIOps can automate this journey. For this year, I have produced two reports, one evaluating only those vendors that focus primarily on AIOps, and another group of vendors that focus on Observability and AIOps together. My prediction is that in the future, AIOps will not be able to stand on its own and that this practice will become a subset of Observability.

This Vendor Selection Matrix™ report provides you with a useful guide to key Observability and AIOps market trends and identifies the top vendors in the combined Observability and AIOps space. This information is designed to help you make an informed decision about which vendors are best suited to your needs. Enjoy reading it and please feel free to contact us if you have any questions.

You only live once (YOLO)!

**Eveline Oehrlich**



**Eveline Oehrlich**

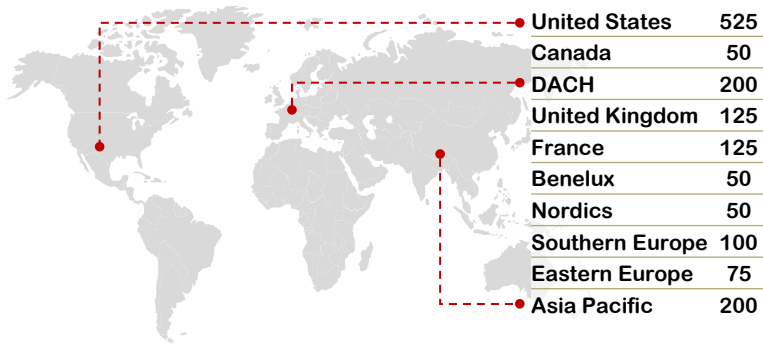
*Research Director*  
+49 151 40158054  
[eoehrlich@researchinaction.eu](mailto:eoehrlich@researchinaction.eu)

*Research In Action GmbH*  
Alte Schule  
56244 Hartenfels  
Germany



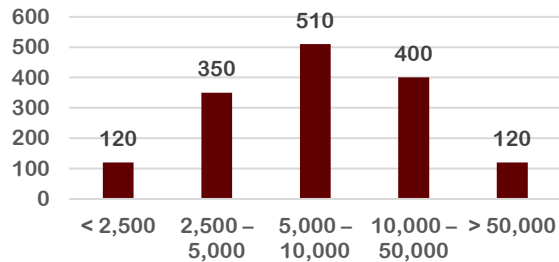
# OUR SURVEY DEMOGRAPHICS: IT AUTOMATION IN GLOBAL ENTERPRISES

## Country Breakdown



## Company Size Breakdown

(Enterprises with revenue > € 250 million p.a.)



Headcount

## Industry Breakdown

Energy	90
Financial Services	260
Government & Non-Profit	70
Life Sciences	160
Manufacturing	400
Technology, Media & Telecoms	200
Consumer Packaged Goods & Retail	100
Professional Services	120
Travel & Transportation	100
<b>Total</b>	<b>1,500</b>

## Job Title Breakdown

VP IT Infrastructure	160	Chief Operations Officer	60
IT Manager	160	VP Technology	50
VP IT	125	Sourcing And Vendor Management	40
Chief Information Officer	120	Business Executive	30
IT Operations Manager	120	VP IT Financial Management	30
VP Service Desk	120	VP Enterprise Architecture	25
Chief Technology Officer	100	Project Manager	25
Project Management Office	80	VP Application Development	20
Chief Digital Officer	65	VP DevOps	20
VP IT Shared Services	65	Chief Financial Officer	15
VP Operations	60	Chief Sales Officer	10
<b>Total</b>	<b>1,500</b>		

All Research in Action surveys are gender neutral and 100% confidential.



**100,000+**  
Data Points



**1,500**  
Enterprise Managers



**37%**  
Analyst's Opinion



**63%**  
Survey Results

## The Vendor Selection Matrix™ Evaluation Methodology:

The basis of our competitive vendor evaluation reports is always an extensive buyer survey.

We then select those vendors which achieved the best evaluations scores from the buyers but disregard those with fewer than 15 evaluations.

The final matrix scores are a combination of the survey results, vendor input and analyst's opinion.



# OUR MARKET IMPACT OVER 12 MONTHS



**Vendor Selection Matrix™: The right mix makes all the difference**  
**63% customer evaluations + 37% analyst's judgement = 100% success**



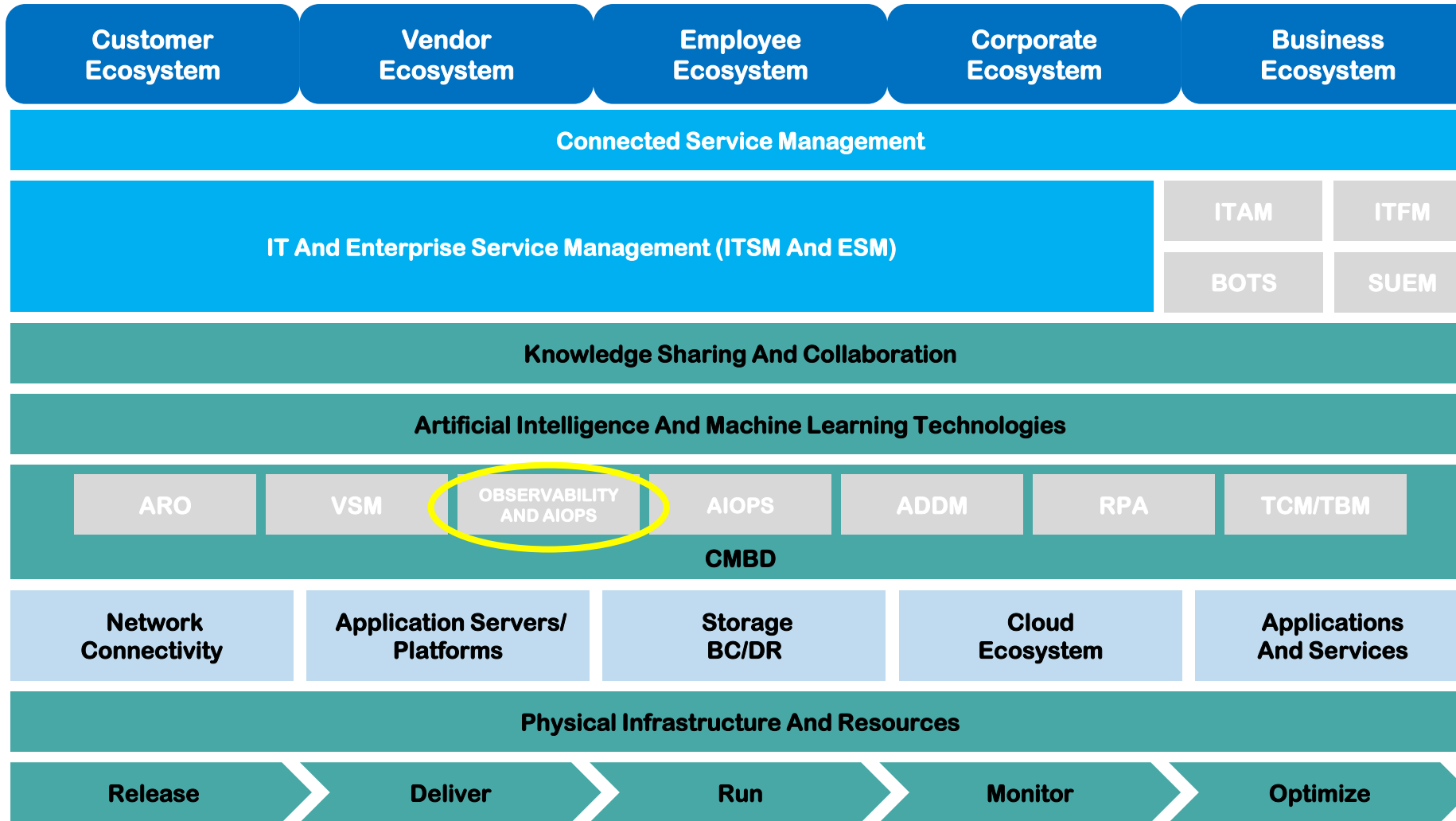


# WHAT IS AN OBSERVABILITY AND AIOPS SOLUTION?

- An Observability and AIOps solution provides visibility into a variety of details to pinpoint the probable cause of a problem. These platforms typically use real and historical data from across the infrastructure and applications, such as metrics, events, logs, and traces (MELT). Software solutions that fall into the Observability and AIOps solution category must be able to understand what is happening within a system by observing its outputs.
- The focus of the Observability and AIOps solution is to leverage the data across the entire software delivery value chain and ecosystem, including the macro steps of ideate, build, release and operate in modern hybrid environments.
- The use of Artificial Intelligence (AI) and Machine Learning (ML) helps to analyze the data, present the findings to either predict, alert or advise on issues, and helps the user to make proactive decisions. This subset is the use of AIOps within Observability solutions.
- The sub-processes within software delivery and their associated personas (e.g., IT Operations, DevOps and Site Reliability Engineering) are the primary consumers of Observability and AIOps solutions. The solution should include the following key capabilities:
  - Telemetry collection from distributed data sources as Observability output
  - Analyze Observability output by ingesting many data points across modern hybrid and legacy environments (applications, infrastructure, security, etc.)
  - Integrates with existing tools or other existing management domain solutions
  - Leverages synthetic and real-user monitoring
  - Correlates customer and business metrics with application and infrastructure performance
  - Leverages machine learning and AI to analyze the volume of metrics (this is optional as much of this is part of AIOps solutions).



# THE IT AUTOMATION MARKETEXTURE



IT Automation solutions are necessary for a modern digital operating model.

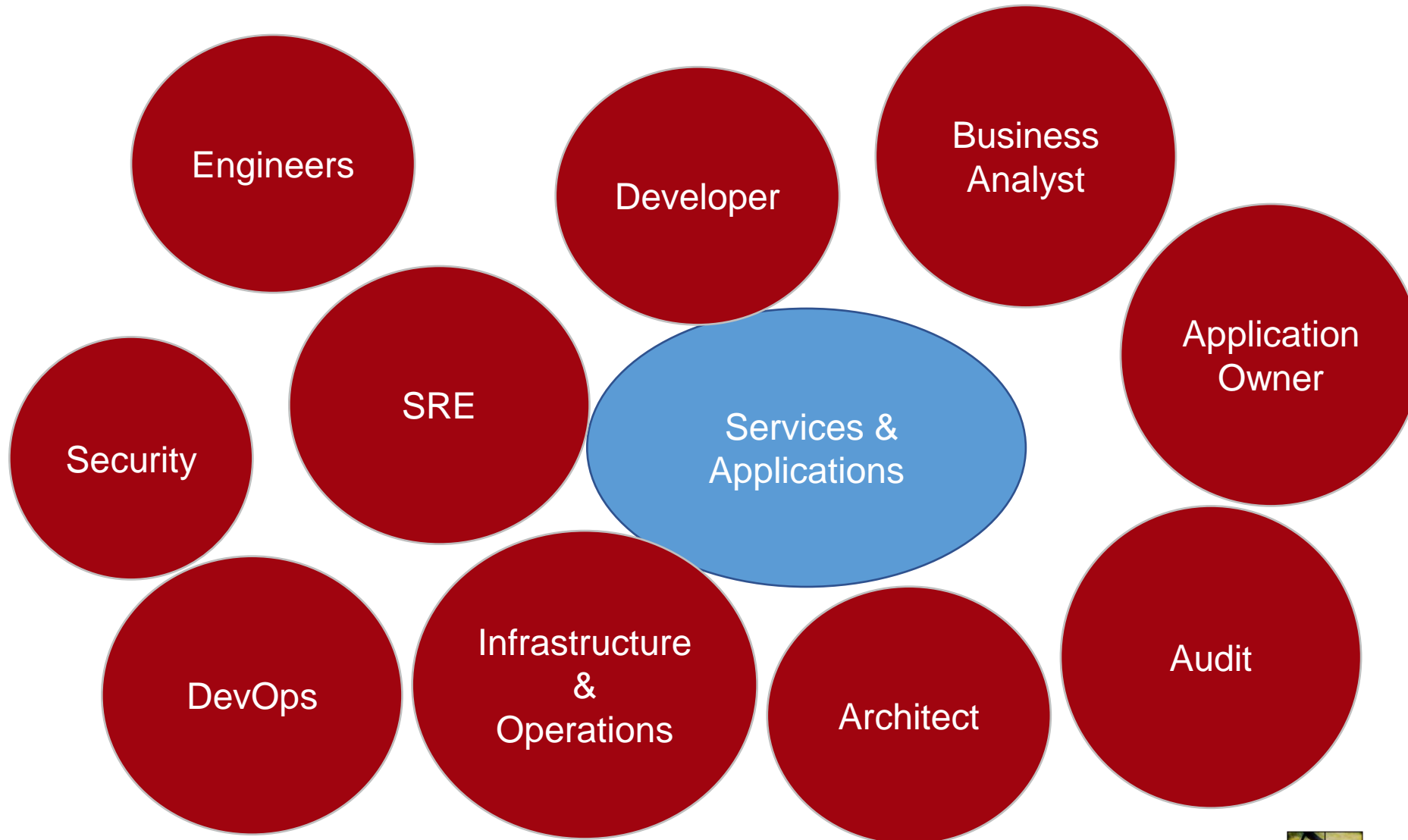
IT Automation solutions are foundational for any transformation to reduce toil and decrease manual errors.

IT Automation solutions can enforce good practices to optimize digital service quality and speed of service delivery.



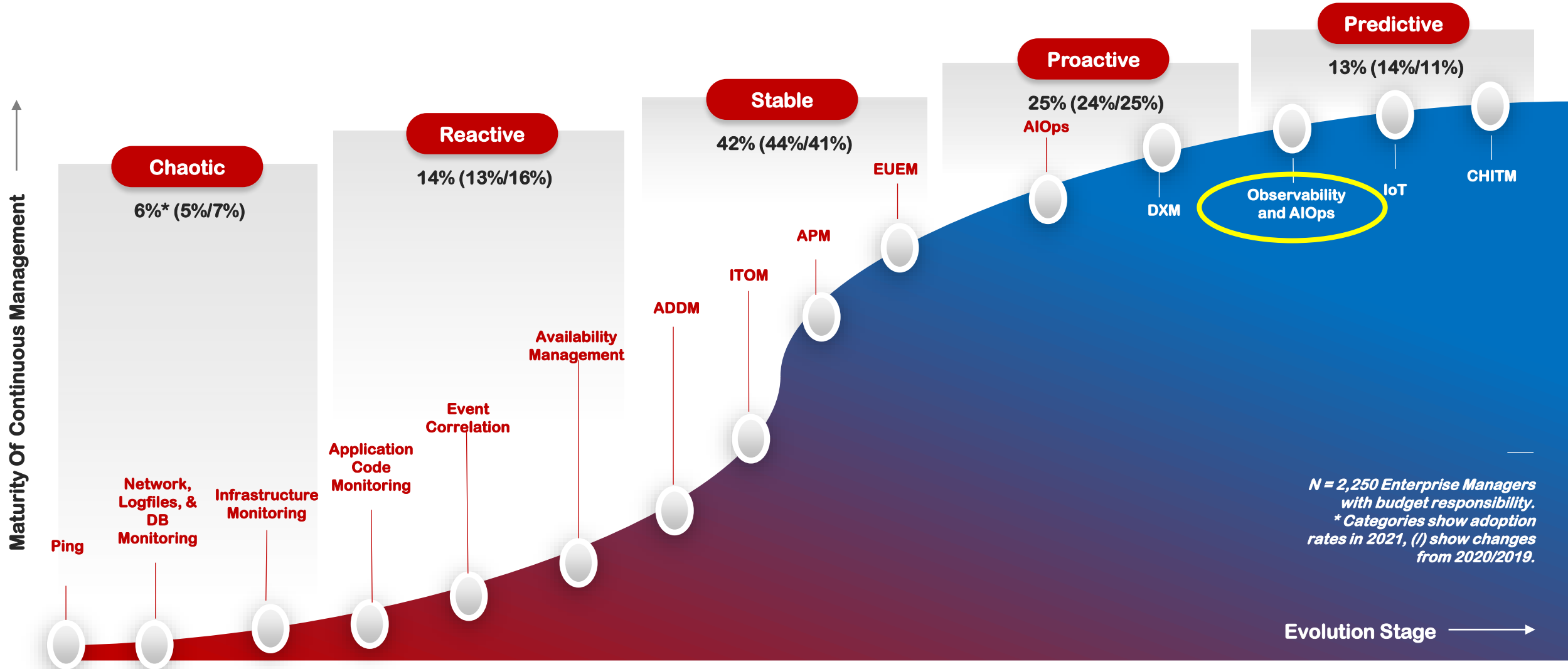
# CONTINUOUS MANAGEMENT (CM)

## VISIBILITY NEEDS ACROSS IT AND BUSINESS ROLES



# CONTINUOUS MANAGEMENT (CM)

## MATURITY S-CURVE 2021



N = 2,250 Enterprise Managers with budget responsibility.  
\* Categories show adoption rates in 2021, (/) show changes from 2020/2019.

Evolution Stage →

All acronyms are defined in the report Appendix

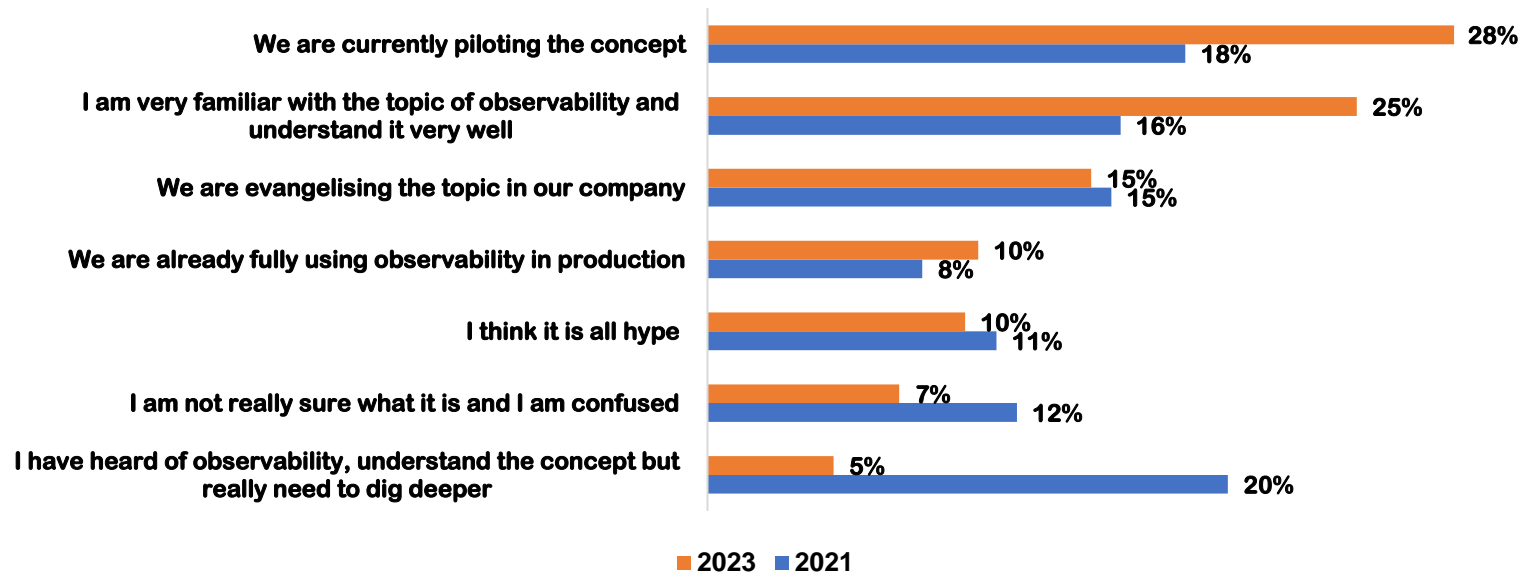


RESEARCH IN ACTION  
vendor selection matrix®



# RESEARCH:

## OBSERVABILITY IN 2023 SHIFTS FROM CONCEPTUAL UNDERSTANDING TO EVANGELIZING AND PILOTS



The understanding and actual usage has shifted towards understanding it and piloting since 2021:

**28%** are currently piloting Observability within their organization.

**25%** are familiar with the topic and understand it well.

**13%** are evangelizing the usage of Observability.

**10%** of survey respondents are fully using Observability in production.

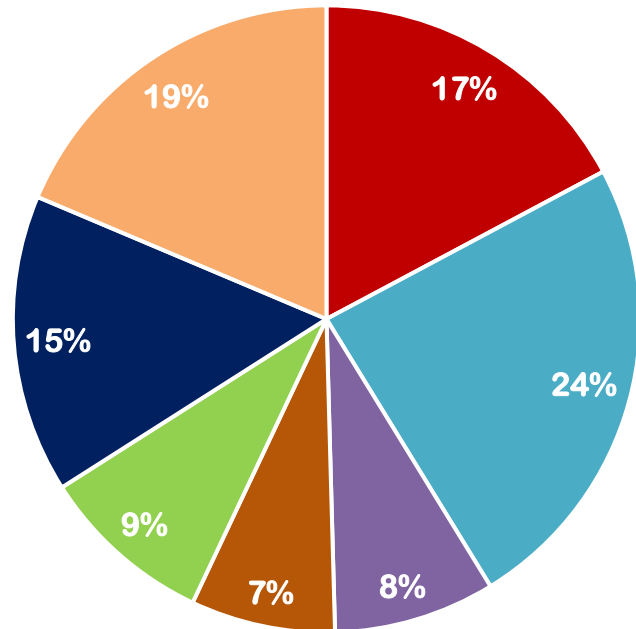
N = 1,500 Enterprise IT and Business Managers with budget responsibilities.

Question:  
What would you say about the current state of the Observability software market?



# RESEARCH:

## OBSERVABILITY STRATEGIES ARE A MIXED BAG, SOME ONGOING AND SOME VERY SPECIFIC



- We do not currently have an observability strategy
- We are currently developing an observability strategy
- Improving the debugging
- Better input for our artificial intelligence systems/tools
- Improving on how we present the data to our users
- Improving in how we collect our data
- Improve our event data and analytics

Strategies around Observability are currently being developed by 24% of global survey respondents.

17% do not have an Observability strategy. Our thinking is that those enterprise teams might not yet have clear understanding of its benefits.

Additionally, some very specific strategies exist. Some are wrapped around better data collection to improve other processes and tasks.

19% state that their biggest priority in terms of Observability is to improve their event and analytics data.

15% confirm that a key priority within their Observability strategy is to improve how data is collected.

Presenting better data is also important be it to the users, for debugging or feeding into AIOps for proactive insights.

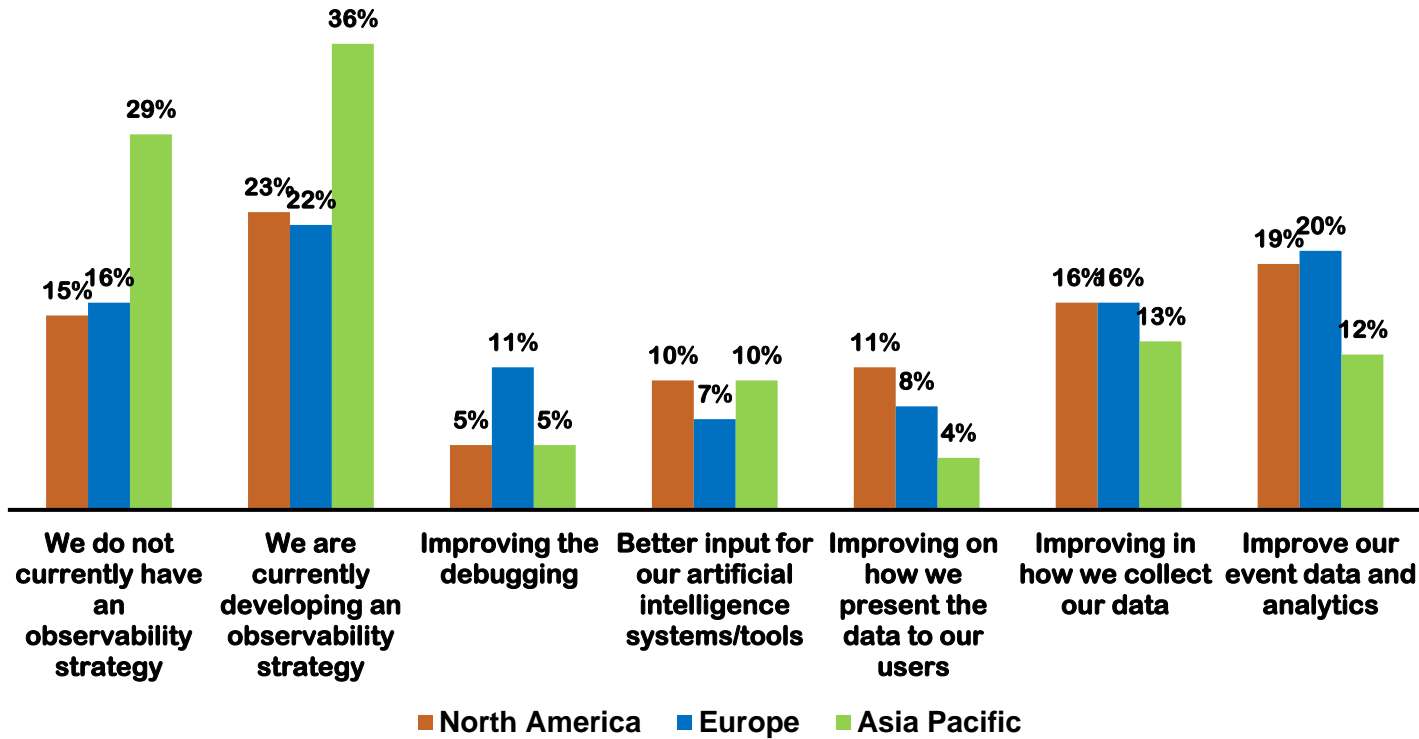
N = 1,500 Enterprise IT and Business Managers with budget responsibilities.

Question:  
What is your number one priority related to your current Observability strategy?



# RESEARCH:

## THERE ARE REGIONAL DIFFERENCES AROUND AN OBSERVABILITY STRATEGY



N = 1,500 Enterprise IT and Business Managers with budget responsibilities.

Question:  
What is your number one priority related to your current Observability strategy?

Regional differences exist not only in the relative stage of enterprises Observability strategy but also across the priorities. All have in common that there is focus on improvements.

**North America** enterprises are further along in terms of their Observability strategy already working on key goals such as improving event data, analytics, and how they collect or present data.

**European** enterprises, while their strategy is like those enterprises in North America, one key difference is that improvements around debugging is a higher priority within their Observability strategy.

**Asia Pacific** are behind the strategy development with most enterprises still developing an Observability strategy.



# INSIGHTS: TOP MARKET TRENDS 2023

## OBSERVABILITY AND AIOPS SOLUTIONS



### Start developing your Observability strategy now.

Modern IT systems are increasingly distributed, involving microservices, containers, and serverless architectures. This creates a highly dynamic environment where components scale, change, or fail constantly. Keeping track of these rapidly evolving systems can be difficult, requiring sophisticated monitoring tools that can handle the scale and complexity. Those organizations who already have developed and are in the midst of Observability are able to address the complexity, changes and scales of the digital tech stack. Other IT organizations will follow.



### Machine learning is an essential part atop of Observability.

Different roles across IT require different insights to determine next steps. The challenges of the complex environment and the data volume and data diversity can be solved through correlation and providing contextual information around events and incidents. Advanced analytics, machine learning, and artificial intelligence can help in identifying patterns, anomalies, and relationships among the data, enabling teams to make better-informed decisions. AIOps use cases have blurred the line between the Observability and AIOps platforms.



### Observability is serving multiple roles towards their goals.

Because of the different roles and different maturity levels across IT and business organizations today, Observability use cases are abundant and include monitoring, troubleshooting, performance optimization, capacity planning, security and compliance, continuous improvement, understanding user behaviour. It is essential for data-driven decision making serving different roles across IT and the business teams.





# INSIGHTS: TOP MARKET TRENDS 2023

## OBSERVABILITY AND AIOPS SOLUTIONS



**Observability is a critical practice to be applied across the entire software development lifecycle.**

Observability as a practice, provides insights into the behavior and performance of complex systems by collecting, analyzing, and making data visible it can be included in plan, build, deploy and run phases. During plan, the expected behavior and performance can be understood before built. In the build phase, Observability can monitor code quality and more for reliability, during the deploy phase bottlenecks and issues which might cause problems in production and in the run phase, monitoring the performance, health and behaviors of the systems.



**The slow merge of Observability and AIOps topics across the vendor platforms.**

The vendor market of Observability today is highly competitive and rapidly evolving. It includes a wide range of vendors, from large technology companies to startups, offering a variety of solutions for monitoring and managing complex systems. While a lot of consolidation happened in 2021 (Datadog acquired Sqreen, AppDynamics, a Cisco company, acquired Moveworks, Splunk acquired TruSTAR, New Relic acquired Pixie Labs, Dynatrace acquired SpectX) in 2023 many vendors are adding AIOps to their Observability platforms either merging products or shifting their strategy.



**The manager of managers (MoM) is crucial and here to stay.**

The manager of managers (MOM) has always been a trend in the monitoring and management space but has gained new fans and followers. As Observability and AIOps have gained traction managing the complex, distributed systems and data volumes continue to grow, MoM plays a crucial role in consolidating and managing multiple monitoring and management tools to provide a holistic view of the IT and business environment. Simply the MoM is enabling the improvement of operational efficiency.





# VENDOR SELECTION MATRIX™

## OBSERVABILITY AND AIOPS SOLUTIONS

### THE TOP GLOBAL VENDORS 2023



These are the Top vendors as selected by 1,500 users from buyer companies based upon product, company and service quality.

#### VENDOR NAME SOLUTION

BMC SOFTWARE	BMC Helix Operations Management with AIOps
BROADCOM	Broadcom DX Operational Intelligence
CISCO APPDYNAMICS	AppDynamics
DATADOG	Datadog Cloud Monitoring Platform
DYNATRACE	Dynatrace Platform
OPENTEXT*	OpenText Operations Bridge
OPSRAMP**	OpsRamp Platform
SERVICENOW	ServiceNow IT Operations Management and ServiceNow Cloud Observability (formerly Lightstep Observability)
SPLUNK	Splunk Observability Cloud
STACKSTATE	StackState Platform
SUMO LOGIC	Sumo Logic Continuous Intelligence Platform

This list is alphabetical and includes all relevant AIOps platform solution vendors named by the survey respondents.

For this report we interviewed 1,500 enterprise IT and business managers with budget responsibility in enterprises globally. We selected those vendors which achieved the best evaluations scores from the buyers but disregarded those with fewer than 15 evaluations.

\* In January 2023, OPENTEXT completed the acquisition of MICRO FOCUS.

\*\* In May 2023, HPE completed the acquisition of OPSRAMP.

**NOTE:** If a vendor does not respond, Research in Action will complete its scoring assessment based on analyst experience and desk research. The vendor's products and quick facts will be documented in the report, though a full vendor scorecard will not be written.



# VENDOR SELECTION MATRIX™

## OBSERVABILITY AND AIOPS SOLUTIONS

### THE TOP GLOBAL VENDORS 2023



## Vendor Quick Facts

VENDOR NAME	MARKET PRESENCE	GROWTH RATE	CUSTOMER TRACTION	GOOD TO KNOW
BMC SOFTWARE	Big	High	Strong	Provides end-to-end visibility to shift IT towards proactiveness.
BROADCOM	Big	High	Strong	Provides comprehensive visibility, insights, and automation for managing IT ecosystems.
CISCO APPDYNAMICS	Big	High	Strong	Unifies its solutions and technologies to benefit the partners and customers.
DATADOG	Medium	High	Good	Provides real-time observability across modern technology stacks.
DYNATRACE	Big	Very High	Strong	Delivers precise answers and intelligent automation for unified observability and security.
OPENTEXT*	Big	High	Strong	Offers a comprehensive and intelligent platform that helps IT organizations to work proactively.
OPSRAMP**	Medium	Very High	Good	Enables IT service availability and performance across hybrid environments.
SERVICENOW	Big	Very High	Good	Aims to deliver end-to-end visibility and insights across modern digital ecosystems.
SPLUNK	Big	Very High	Strong	Offers a data platform providing insights into IT operations, security, and business performance.
STACKSTATE	Small	Very High	Strong	Accelerates the democratization of remediation and debugging for software engineers.
SUMO LOGIC	Medium	Very High	Good	Provides comprehensive visibility and insights to enable IT organizations to detect and resolve issues faster.

MARKET PRESENCE	GROWTH RATE	CUSTOMER TRACTION
Very Big	Very High	Strong
Big	High	Good
Medium	Medium	Medium
Small	Low	Low

#### NOTES:

- Market Presence combines the market share and perceived Mindshare (or Share of Mind).
- Growth Rate is the anticipated growth rate for this year where Medium is the average growth for this market.
- Customer Traction combines the vendor's customer retention rate and the Research In Action Recommendation Index (RI). The RI is collected and calculated by asking the survey participants: "Would you recommend this vendor in this market to your peers - Yes or No?".

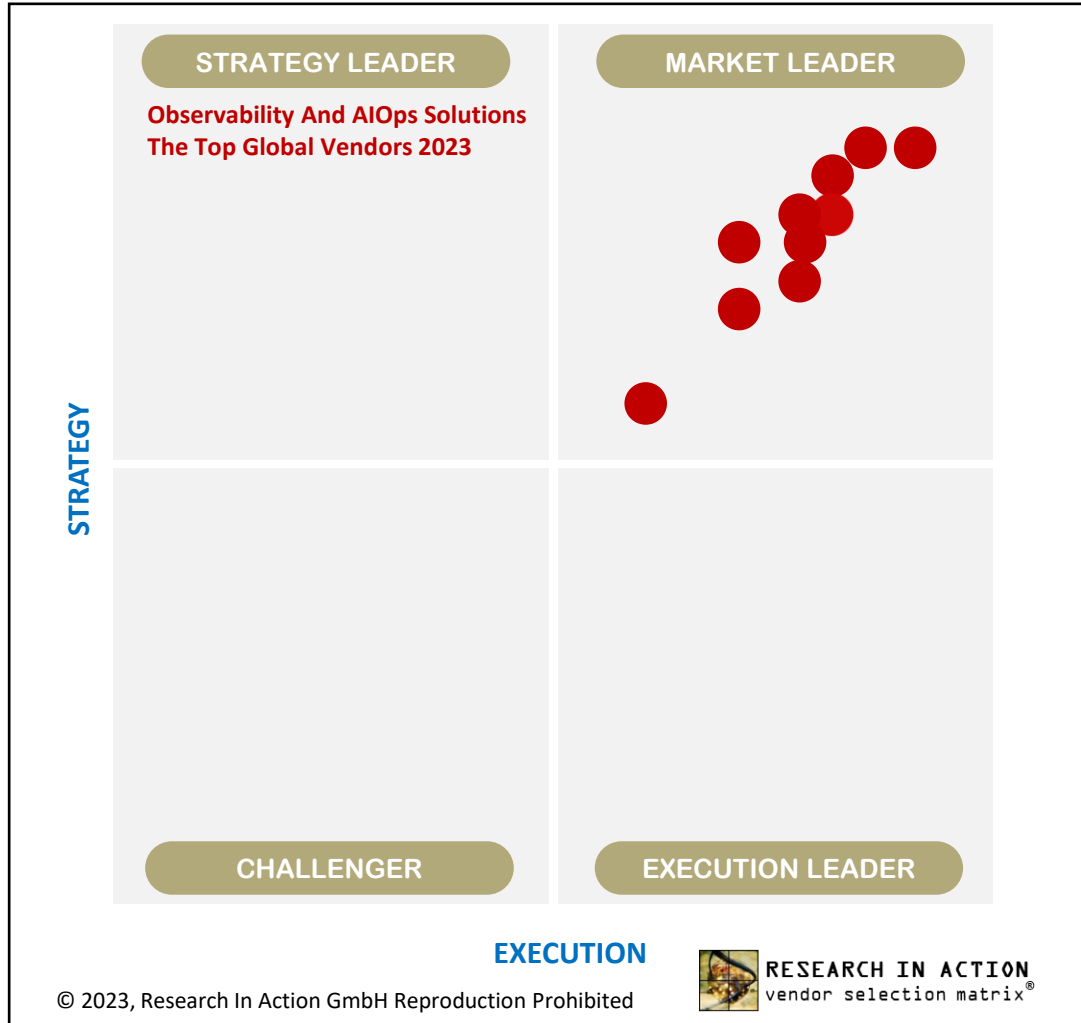
\* In January 2023, OPENTEXT completed the acquisition of MICRO FOCUS.

\*\* In May 2023, HPE completed the acquisition of OPSRAMP.



# VENDOR SELECTION MATRIX™

## OBSERVABILITY AND AIOPS SOLUTIONS THE TOP GLOBAL VENDORS 2023



### THE TOP VENDORS (LISTED ALPHABETICALLY)

BMC SOFTWARE

BROADCOM

CISCO APPDYNAMICS

DATADOG

DYNATRACE

OPENTEXT\*

OPSRAMP\*\*

SERVICENOW

SPLUNK

STACKSTATE

SUMO LOGIC

\* In January 2023, OPENTEXT completed the acquisition of MICRO FOCUS.

\*\* In May 2023, HPE completed the acquisition of OPSRAMP.



# VENDOR SELECTION MATRIX™

## OBSERVABILITY AND AIOPS SOLUTIONS

BMC Software is a market leader in Observability and AIOps solutions and provides end-to-end visibility to shift IT towards proactiveness.



### GENERAL

BMC Helix is a robust multi-cloud and hybrid cloud IT automation and service management solution built on an open platform. The BMC Helix solution portfolio is focused on improving the service experiences for all users through automation, intelligence, and personalization. As a software company with 40 years of experience in IT automation and service management, BMC continues to shape and enable the IT automation and service management agenda for global enterprises. Today, the company has more than 10,000 worldwide. Its total revenue in 2022 was around \$ 2.1 billion.

### BOTTOM LINE

BMC Helix Operations Management with AIOps focus on Observability and AIOps, but also integrates with the BMC Helix platform and other solutions such as ITSM and the BMC Helix Digital Workplace portfolio. These solutions, combined with the partner ecosystem, are an excellent choice for organizations looking to break down the silos between IT, lines of business, employees, and customers.



# VENDOR SELECTION MATRIX™

## OBSERVABILITY AND AIOPS SOLUTIONS

Broadcom is a market leader in Observability and AIOps solutions providing comprehensive visibility, insights, and automation for managing IT infrastructure, applications, and networks.



### GENERAL

In recent years, Broadcom has focused on expanding its software business through organic growth fueled by strategic acquisitions. Notable acquisitions include CA Technologies (2018) and Symantec's enterprise security business (2019), which have bolstered its portfolio in enterprise software, security, and DevOps. It has created Broadcom Software as a division of Broadcom. Broadcom Software and its solutions are present in 80% of Fortune 500 customers, and some of its solutions have enjoyed a 50% growth rate year over year. In May 2022, Broadcom announced the intention to acquire VMware. This acquisition is pending.

### BOTTOM LINE

Innovations within its AIOps platform, improvements in customer onboarding and the continued strength of its monitoring technologies have delivered some great wins. And its zero-touch experience for deployment and monitoring has advanced its Observability and AIOps solution stack to be highly scalable with modern analytics and rich monitoring for enterprise and public sector customers managing distributed applications, infrastructure, networks and cloud environments.





# VENDOR SELECTION MATRIX™

## OBSERVABILITY AND AIOPS SOLUTIONS

Cisco AppDynamics is a market leader in Observability and AIOps solutions unifying technologies to benefit the partners and customers.



### GENERAL

Since Cisco acquired AppDynamics in March 2017, the company has accelerated its focus on monitoring and Observability by combining a variety of Cisco solutions. Depending on the customers pain point, Cisco offers a range of solutions, including the understanding of issues across the internet, applications, hybrid and multi-cloud environments, application security, and cloud and third-party APIs. The acquisition of ThousandEyes in 2020 added additional monitoring capabilities.

### BOTTOM LINE

As the technology landscape evolves, Cisco AppDynamics continually invests in research and development to stay ahead of the curve and deliver new features and capabilities. For organizations who are looking for an Observability and AIOps solution, Cisco AppDynamics is a good solution that provides comprehensive visibility, AI-driven insights and automation, enables seamless integration, and provides a focus on business outcomes, and continuous innovation to help organizations optimize application performance and improve IT operations.



# VENDOR SELECTION MATRIX™

## OBSERVABILITY AND AIOPS SOLUTIONS

Datadog is a market leader in Observability and AIOps solutions providing real-time Observability across modern technology stacks.



### GENERAL

Datadog was founded in 2010 as a data platform and leveraged to break down silos between IT teams. Headquartered in New York City, USA, the company has since grown into a data platform provider with over 4,800 in 32 countries. The company generated revenues of \$1.68 billion in FY22, representing 63% growth over the previous year. The solution portfolio consists of more than 15 products and is used by more than 23,200 companies (2,700 which have more than \$100,000 in ARR).

### BOTTOM LINE

Datadog provides a unified platform with full-stack Observability, combining monitoring and analytics for organizations of all sizes. Its end-to-end and real time visibility into infrastructure, application performance, and various metrics and logs enables IT operations teams to collaborate with others involved in managing services and applications and move towards proactive incident and problem management.



# VENDOR SELECTION MATRIX™

## OBSERVABILITY AND AIOPS SOLUTIONS

Dynatrace is the winner in the Observability and AIOps solutions and delivers precise answers and intelligent automation for unified Observability and security.



### GENERAL

Dynatrace, a publicly traded unified Observability and security company, was founded in 2005 and is headquartered in Waltham, Massachusetts. The company's platform is designed to help organizations optimize the performance, user experience, and security of their applications, infrastructure, and digital services. Today, Dynatrace serves more than 3,600 customers in over 80 countries. Its target customers are large public sector organizations and the Global 15,000 enterprises across all verticals.

### BOTTOM LINE

For organizations that need a unified platform and capabilities to analyze deep and rich data across a modern-hybrid technology stack, the Dynatrace platform and its architecture is designed to deal with the continuously growing volumes of Observability and security data. The usage of its causal AI across the contextually stored data allows for prevention and protection of applications and services, and the orchestration of DevSecOps processes.



# VENDOR SELECTION MATRIX™

## OBSERVABILITY AND AIOPS SOLUTIONS

OpenText is a market leader in the Observability and AIOps solutions and offers a comprehensive and intelligent platform that helps IT organizations to work proactively.



### GENERAL

OpenText is a Canadian enterprise software company that provides content management, information management, and business process management software solutions to businesses and organizations. The company was founded in 1991 and is headquartered in Waterloo, Ontario, Canada. OpenText serves customers in a wide range of industries, including healthcare, financial services, energy, and government. The company has offices and operations in more than 50 countries and has 25,000 employees. In January 2023, OpenText acquired Micro Focus to extend its reach into the management of the digital business and streamline operations.

### BOTTOM LINE

OpenText acquisition of Micro Focus and its enterprise management solutions is an exciting opportunity for both organizations. OpenText has 40% of employees dedicated to research and development and its CEO sees the opportunities which the already well positioned IT automation solutions from Micro Focus can bring to customers and prospects. Post-acquisition plans across its Observability and AIOps solutions, with Operations Bridge at the center look promising and organizations can expect great enhancements across capabilities and look and feel.



# VENDOR SELECTION MATRIX™

## OBSERVABILITY AND AIOPS SOLUTIONS

OpsRamp is a market leader in Observability and AIOps solutions enabling IT service availability and performance across hybrid environments.



### GENERAL

Headquartered in San Jose, California, OpsRamp's hybrid digital operations management platform delivers IT infrastructure discovery and monitoring, automation, and event resolution leveraging artificial intelligence for IT Operations (AIOps). In March of 2023, Hewlett-Packard Enterprise (HPE) announced to acquire OpsRamp, and the acquisition closed in May 2023.

### BOTTOM LINE

OpsRamp's technology will be integrated with HPE GreenLake platform, available standalone as-a-service, and embedded within HPE's compute, storage, and networking solutions, and customers can more effectively manage their heterogeneous cloud environments. For customers who require scalable and hybrid operations across their digital tech stack, OpsRamp is a solid partner to manage IT infrastructure discovery and monitoring, automation, and event resolution with artificial intelligence for IT operations (AIOps). The OpsRamp acquisition into HPE, will also enable customers improvement around their cloud-to-edge management automation capability.





# VENDOR SELECTION MATRIX™

## OBSERVABILITY AND AIOPS SOLUTIONS

ServiceNow is a market leader in Observability and AIOps solutions and aims to deliver end-to-end visibility and insights across modern digital ecosystems.



### GENERAL

Founded in 2004, ServiceNow has grown to become a platform for digital business, enabling its customers to automate almost any workflow. With a focus on enterprise and commercial customers, the company serves more than 7,700 customers, including ~85% of the Fortune 500. More than 21,000 employees and 1,500 partners worldwide have helped the company grow 28.5% year-over-year to \$ 6.9 billion in 2022. Fortune also recognized ServiceNow as one of the 100 Best Companies to Work For and one of the World's Most Admired Companies in 2023.

### BOTTOM LINE

This approach by ServiceNow, with its Observability and use of AIOps, enables organizations to better manage their IT resources, drive automation, and deliver better services to their users. ServiceNow has integrated predictive AIOps into its platform and offers a unique value proposition to organizations looking to proactively manage their IT operations. ServiceNow's recent acquisition of Era Software (logging) as part of its Cloud Observability product underscores ServiceNow's organic growth strategy with a focus on talent and technologies that strengthen the Now Platform with new and enhanced capabilities for customers.



# VENDOR SELECTION MATRIX™

## OBSERVABILITY AND AIOPS SOLUTIONS

Splunk is a market leader in Observability and AIOps solutions offering a data platform providing insights into IT operations, security, and business performance.



### GENERAL

Founded in 2003, Splunk's primary product, the Splunk Enterprise platform, helps organizations collect, index, and analyze massive amounts of data from multiple sources to gain insight into IT operations, security, and business performance. The company is headquartered in San Francisco, California. It has achieved excellent double-digit growth with revenues of \$ 3.65 billion in 2022. The company serves customers across a wide range of industries, including finance, healthcare, retail, and telecommunications, and continues to grow by offering its data platform to wide range of functions within IT.

### BOTTOM LINE

For IT operations, DevOps and engineering teams looking for an Observability solution to improve collaboration and resiliency across their hybrid technology ecosystem and business services, Splunk Observability, with its ability to normalize data across multiple data types, enables accurate correlation and analysis of metrics, events, logs and traces.



# VENDOR SELECTION MATRIX™

## OBSERVABILITY AND AIOPS SOLUTIONS

StackState is the market leader in Observability and AIOps solutions, accelerating the democratization of remediation and debugging for software engineers.



### GENERAL

StackState is a privately held company with headquarters in the Netherlands. The company was founded in 2015 with offices in Boston, MA and Hilversum, Netherlands and today has more than 30 employees. StackState launched its first Observability platform in 2017. The platform core is a time-traveling topology, based on a custom-made versioned graph database.

### BOTTOM LINE

StackState provides comprehensive Observability data and has the most complete dependency map. With out-of-the-box applied knowledge and step-by-step troubleshooting guidance, the Observability platform empowers modern engineering teams to accurately remediate issues, eliminating effort, improving proactiveness and moving from just looking at data to answers and action.



# VENDOR SELECTION MATRIX™

## OBSERVABILITY AND AIOPS SOLUTIONS

Sumo Logic is a market leader in the Observability and AIOps solutions and provides comprehensive visibility and insights to enable IT organizations to detect and resolve issues faster.



### GENERAL

Sumo Logic is a cloud-based data analytics and log management company that provides real-time machine data analytics to help organizations monitor, troubleshoot, and secure their applications and infrastructure. Sumo Logic was founded in 2010, and has its headquarters in Redwood City, California. Its customers range from cloud-native organizations to those who are undergoing digital transformation, and from mid-sized businesses to Fortune 500 companies. In February 2023, Sumo Logic announced that it had entered into a definitive agreement to be acquired by affiliates of Francisco Partners, a leading global investment firm. The transaction is expected to close in the second calendar quarter of 2023, subject to customary closing conditions, including approval by Sumo Logic shareholders and the receipt of required regulatory approvals.

### BOTTOM LINE

Sumo Logic serves organizations in a variety of industries, including e-commerce, financial services, healthcare, media, and technology. Whether the organization is a startup or a large enterprise, the Sumo Logic platform accelerates and enables insight into IT environments, improves application performance, enhances security, and streamlines operations.



# THE RESEARCH IN ACTION GMBH VENDOR SELECTION MATRIX™ METHODOLOGY

## Vendor Selection Matrix™ Disclaimer:

The Vendor Selection Matrix™ is a primarily survey-based methodology for comparative vendor evaluation. Research In Action GmbH does not endorse any vendor, product or service depicted in our research publications, and does not advise technology users to select only those vendors with the highest ratings. The information contained in this research has been obtained from both enterprise as well as vendor sources believed to be reliable. Research In Action GmbH's research publications consist of the analysts' opinions and should not be considered as statements of fact. The opinions expressed are subject to change without further notice. Research In Action GmbH disclaims all warranties, expressed or implied, with respect to this research, including any warranties of merchantability or fitness for a particular purpose. All trademarks are recognized as the property of the respective companies.

## About:

Research In Action GmbH is a leading independent information and communications technology research and consulting company. The company provides both forward-looking as well as practical advice to enterprise as well as vendor clients.





# APPENDIX: IT AUTOMATION MARKETEXTURE DEFINITIONS

- **Application Discovery and Dependency Mapping (ADDM)** solutions automatically discover various applications running on server and network devices within the business hybrid infrastructure and maps the dependencies between them providing a holistic view of all the resources running and the relationships between them.
- **Application Performance Management (APM)** solutions manage the performance and health of applications within a IT enterprise.
- **AI Powered Chatbot Platforms** which are used to build applications that answer questions, provide advice and/or recommendations using natural language processing and other dialog related technologies.
- **Artificial Intelligence and Machine Learning (AI/ML)** are both technologies and are leveraged in automation solutions. Artificial intelligence (AI) is the ability of a computer program or machine to think and learn (AI can mimic human cognition). Within IT Automation AI is used to correctly interpret a variety of data, to learn from such data, and to use those learnings to achieve specific goals and tasks through flexible adaptation. Machine learning enables computers with the ability to learn without being programmed (explicit algorithms). It explores the study and construction of algorithms which can learn and make predictions on data. The algorithms follow programmed instructions or can make predictions or decisions based on the data. Machine learning is used when explicit algorithms cannot be done (e.g., computer vision, search engines, optical character recognition).
- **Artificial Intelligence for Operations (AIOps)** solutions equip IT enterprise teams with analysis of volumes and categories of data to improve key processes, tasks and decision making. The adoption of these tools automates the ingestion of fast volumes of data; leverage machine learning to analyze the data, present findings to either predict or alert on issues, and leverage the knowledge for automation or decision making.
- **Application Release Orchestration (ARO)** solutions equip IT enterprise organizations and their teams with the automation of the software deployment cycle across hybrid technology environments.
- **Configuration Management Database (CMDB)** is a database which captures IT components referred to as configuration items (CIs), which can be software, hardware, a document, article, or any such item that is part of the information system of the organization.
- **Continuous Hybrid Management (CHM)** platforms or solutions that empower, automate and continuously manage the ongoing demands of all digital functions within an enterprise no matter if they are within IT or business teams.
- **Connected Service Management (CSM)** platforms or solutions are part of the management domain which manage the entire spectrum of customer, employee and digital experiences.
- **Digital Process Management (DPM)** solutions automate and manage the digital processes across different business functions.
- **Enterprise Service Management (ESM)** is a category of business management software - typically a suite of integrated applications that a service organization uses to capture, manage, save and analyze data critical to their service business performance. It automates service offerings across internal functional areas such as (1) Human resources, (2) Vendor management, (3) Technical services, (4) Field services, (5) Financial management and (6) Shared services organizations.
- **Hybrid Cloud Management (HCM)** solutions manage the Cloud infrastructures and applications from an end-to-end perspective.



# APPENDIX: IT AUTOMATION MARKET TEXTURE DEFINITIONS

- **IT Asset Management (ITAM)** software manages the full lifecycle of IT assets which typically includes all software, hardware, networking, Cloud services, and client devices. In some cases, it may also include non-IT assets such as buildings or information where these have a financial value and are required to deliver an IT service. IT asset management can include operational technology (OT), including devices that are part of the Internet of Things. These are typically devices that were not traditionally thought of as IT assets, but that now include embedded computing capability and network connectivity.
- **IT Financial Management (ITFM)** software enables the accurate and cost-effective management of IT assets and resources with the aim to plan, control, recover (or overall manage) costs which are occurring while providing IT and Enterprise Services to the organization.
- **The IT Infrastructure Library (ITIL)** is the de facto standard for IT Service Management process definitions today.
- **IT Operations Management (ITOM)** solutions monitor and control IT Services and infrastructure and enable IT to execute routine tasks necessary to support the operation of applications, services and hardware components within an organization; typically included are the provisioning of IT infrastructure, capacity management, cost-control activities, performance and security management and availability management for all IT infrastructure and assets.
- **IT Service Management (ITSM)** refers to the entirety of activities – directed by policies, organized and structured in processes and supporting procedures – that are performed by an organization to plan, design, deliver, operate and control Information Technology (IT) services offered to internal customers. It is thus concerned with the implementation of IT Services that meet customers' needs, and it is performed by the IT service provider through an appropriate mix of people, process and information technology.
- **Observability and AIOps** solutions enable the aggregating, correlating and analyzing of steady streams of performance data from distributed applications and the hybrid infrastructure which support the applications. Artificial Intelligence and Machine Learning capabilities are part of this which are reflected through the additional add on of AIOps in the name of this market.
- **Robotic Process Automation (RPA)** solutions enable the automation of tasks, processes and procedures which are normally conducted by a human. RPA solutions create software robots that mimic human actions. Typically, these are tasks that a human would do. (Ro)Bots and Virtual Agents are part of RPA solutions.
- **Secure Unified Endpoint Management (SUEM)** software enables the management and securing of mobile applications, content, collaboration and provides for the management of all endpoints like smartphones, tablets, laptops, printers, ruggedized devices, Internet of Things (IoT) and wearables.
- **Technology Cost Management (TCM) or Technology Business Management (TBM)** software enables the planning, management and visibility of the supporting and required business and IT technology resources from a cost and capacity perspective by visualizing, planning, prioritizing and optimizing the usage and demands of technology resources (people, processes and technologies) for the enterprise.
- **Value Stream Management (VSM)** software solutions capture, visualize, and analyze the flow of work across the entire Agile software delivery project. The capabilities include end-to-end visibility, traceability and governance over the entire process and help to plan, track, and steer work at the team, program, portfolio, and enterprise levels. It includes the people working on a project, the systems which are operated and leveraged, and the flow of information and materials between teams. It enables the measurement of speed and quality for digital transformations.



# CONTACT



**Dr. Thomas Mendel**  
**Managing Director**  
**+49 160 99492223**  
**tmendel@researchinaction.eu**



**Eveline Oehrlich**  
**Research Director**  
**+49 151 40158054**  
**eoehrlich@researchinaction.eu**

